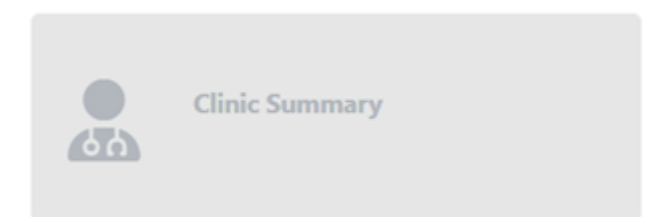


Applying filters in the Clinic Summary Report

This walkthrough will demonstrate what filters are available in the clinic summary report, how to apply a filter, and how to identify which filters are currently applied.

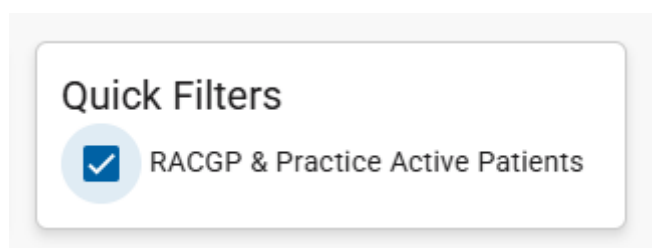
Step One

Open POLAR. Under the “Report” menu, select your Clinic Summary Report.



Step Two

Ensure the “RACGP & Practice Active Patients” quick filter is selected in the top left corner of your window.













Step Three


Select the filters you would like to apply

<div data-bbox="231 1512 311 1590"> </div> <div data-bbox="343 1496 590 1529"> Patient Categories </div>	<ul style="list-style-type: none"> • Patient Status • RACGP Active • Location • Activity Location Latest Name • Activity Location Regular Name • Most Seen Clinician • Usual GP • DVA Status • Medicare &/or DVA number status • MyMedicare Registered • Flag Name • Flag Status
--	--

NWMPHN POLAR WALK THROUGH

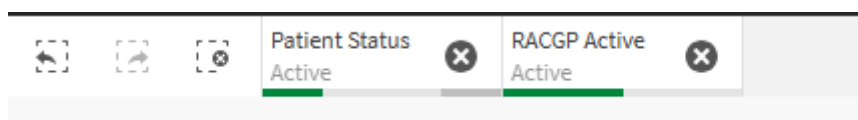
 Patient demographics	<ul style="list-style-type: none"> • Patient Age • Age Band • Gender • Transgender • Sexuality • Pregnant • Gestation Weeks
 Risk Categories	<ul style="list-style-type: none"> • Cardiovascular Disease (CVD) Risk • Hospital Avoidance Tool (HAT) Risk • Liver Cirrhosis (APRI) Risk • Diabetes (AusDRisk) Risk • Dementia Risk • Bowel Cancer Screening Status • Breast Cancer Screening Status • Cervical Cancer Screening Status • Skin Cancer Screening Status • Life! Program Criteria
 Activity	<ul style="list-style-type: none"> • Activity Type • Patient Activity count • Activity Date Range • Activity Calendar
 Provider	<ul style="list-style-type: none"> • Provider • Activity Provider Status • Activity Provider Type
 Diagnosis	<ul style="list-style-type: none"> • Diagnosis Active • Patient Active Diagnosis Count • Diagnosis Date Range • Diagnosis Calendar
 Medications	<ul style="list-style-type: none"> • Medication Status • Patient Current Medication Count • Prescription Date Range • Prescription Calendar
 Investigations	<ul style="list-style-type: none"> • Latest HbA1C Value • Result Group • Result Date Range • Investigation Calendar
 Immunisations	<ul style="list-style-type: none"> • Immunisation Group • Immunisation Type • Immunisations Date Range • Immunisation Calendar
 Services	<ul style="list-style-type: none"> • Services Date Range • Services Calendar
 Cervical Screening	<ul style="list-style-type: none"> • Excluded from recalls • Had hysterectomy • Date Range • Cervical Screening Calendar

NWMPHN POLAR WALK THROUGH

 MyHealth Record	<ul style="list-style-type: none">• PIP Quarter• Shared Health Summary (SHS) Provider• MHR Date Range• MHR Calendar
---	--

To confirm which filters have been applied:

At the top of the report window on the left hand side, applied filters will show in tabs. You can remove a filter by clicking the X button.



For help with POLAR, contact the Primary Care team at primarycare@nwmpnhn.org.au or (03)9347 7711